

2 X WAREHOUSES AVAILABLE TO LET NEAR COLCHESTER, ESSEX



DESCRIPTION

2 x 969sq ft warehouses to let each measure 15m (49.2ft) x 6m (19.7ft).

They benefit from electric roller-shutter doors, three phase electric, lighting and water.

This secure site has very good access.

LOCATION

The unit is located in Newbridge Hill near Colchester with excellent access to the A12.

INSURANCE

Contents insurance is the responsibility of the tenant.

RATES

The tenant is responsible for business rates if applicable.

TERMS

To be negotiated with the landlord. Not less than one year's occupation.

RENT

£750 pcm

DEPOSIT

One month's rent.

VIEWINGS

Strictly by appointment only.

ENQUIRIES

Howie, Kent & Co.

PROPERTY ID

HKC10622



Colchester, Essex



969 sqft



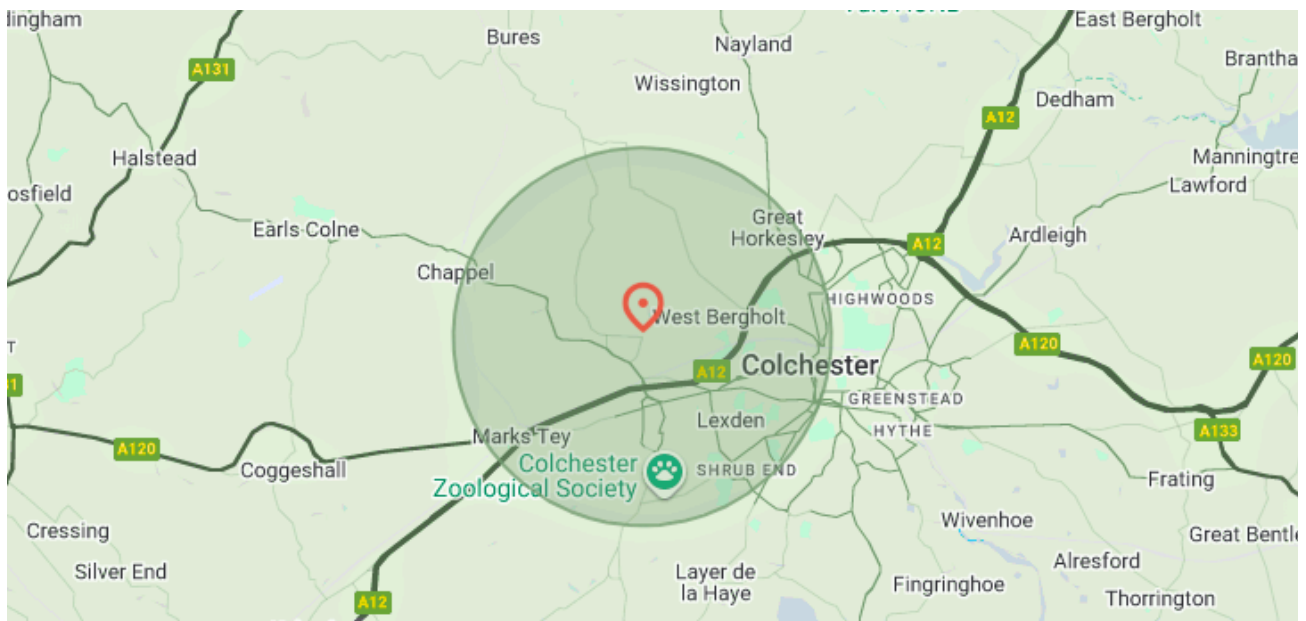
£750 pcm



HKC10622

Key Features:


- Roller Shutter Door
- Water
- Three Phase Electrics




CONTACT

Essex

Wicks Manor, Witham Road
Tolleshunt Major
Maldon
Essex CM9 8JU

 01621 212651

Opening Hours
Monday - Friday 8.30am - 4.30pm

 enquiries@howiekentandco.com

 howiekentandco.com

Shropshire

Welbatch Farm
Hook-a-Gate
Shrewsbury
Shropshire SY5 8BA

 01743 404925



**HOWIE
KENT
& CO**