

COVERED STORAGE AREA TO LET IN MALDON, ESSEX



DESCRIPTION

3,600 sqft plot of covered hardstanding yard space to let on a semi-rural commercial site in south Maldon. Steel portal frame cover built to high specification.

This farm unit benefits from one side fully open for access, good natural lighting within the unit and loading area to the front for loading and unloading.

The site benefits from good HGV access and good road links across central Essex via the A12 corridor.

LOCATION

The unit is located in south Maldon with access to the A12 via Maldon Road. The A12 provides excellent onward access to Chelmsford, the M25 and east London.



Maldon, Essex



3,600 sqft



£1,400 pcm



HKC10394

Key Features:

- Good A12 access
- Flexible use
- High specification

INSURANCE

Contents insurance is the responsibility of the tenant.

RATES

The tenant is responsible for business rates if applicable.

TERMS

To be negotiated with the landlord. Not less than one year's occupation.

RENT

£1,400 pcm.

DEPOSIT

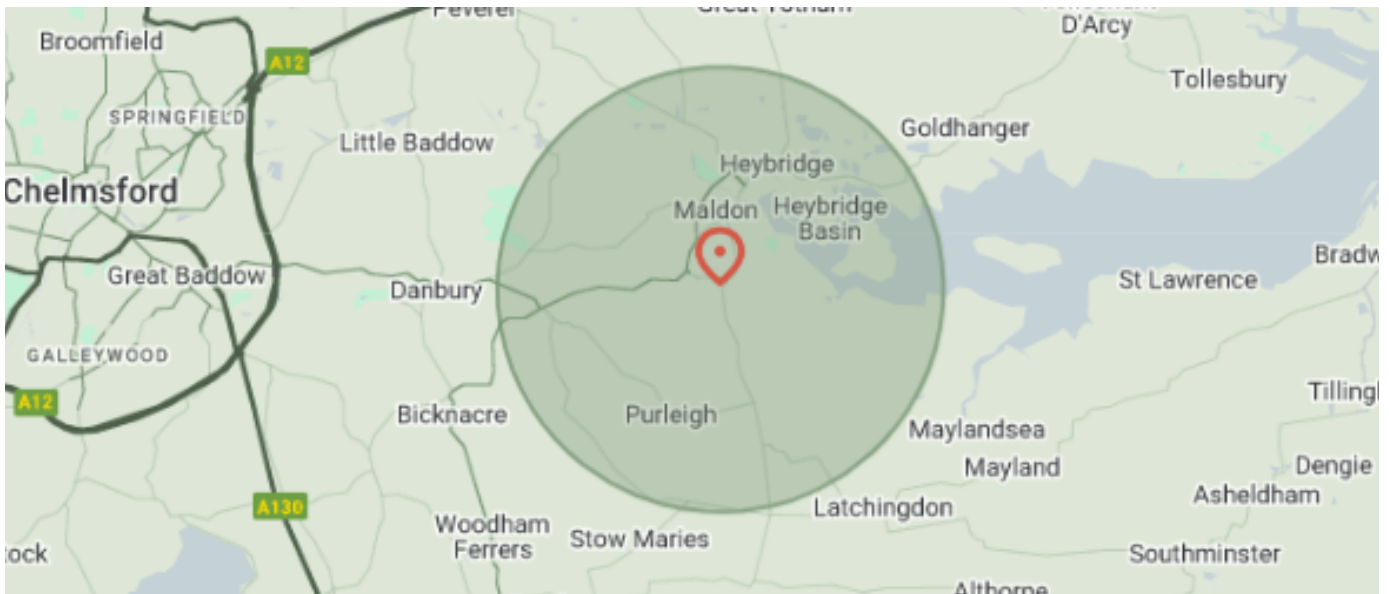
One month's rent.

VIEWINGS

Strictly by appointment only.

ENQUIRIES


Howie, Kent & Co.




CONTACT

Essex

Wicks Manor, Witham Road
Tolleshunt Major
Maldon
Essex CM9 8JU

 01621 212651

Opening Hours
Monday - Friday 8.30am - 4.30pm

 enquiries@howiekentandco.com

 howiekentandco.com

Shropshire

Welbatch Farm
Hook-a-Gate
Shrewsbury
Shropshire SY5 8BA

 01743 404925



**HOWIE
KENT
& CO**