

# STORAGE UNIT TO LET AT BRAINTREE, ESSEX



**Braintree, Essex**



**720 sqft**



**£630 pcm**



**HKC10368**

## Key features:

- Prime rural location
- 24/7 access
- Security gate

## DESCRIPTION

720 sq ft storage unit available to let on a secure rural site with excellent A120 access. The unit benefits from electric supply throughout, concrete floor and loading area. The unit has one dedicated parking space. The site benefits from a security gate at the entrance with 24 hour unrestricted access and direct access onto the A120.

## LOCATION

The unit is located on the south-east side of Braintree near Cressing. There is direct access to the A120 at Galley's Corner and onwards to Colchester, Chelmsford and the A12 into east London.

## INSURANCE

Contents insurance is the responsibility of the tenant.

## RATES

The tenant is responsible for a proportionate part of the current business rates. Please discuss with the landlord directly.

## TERMS

To be negotiated with the landlord. Not less than one year's occupation.

## RENT

£700 + VAT (if applicable) pcm.

## DEPOSIT

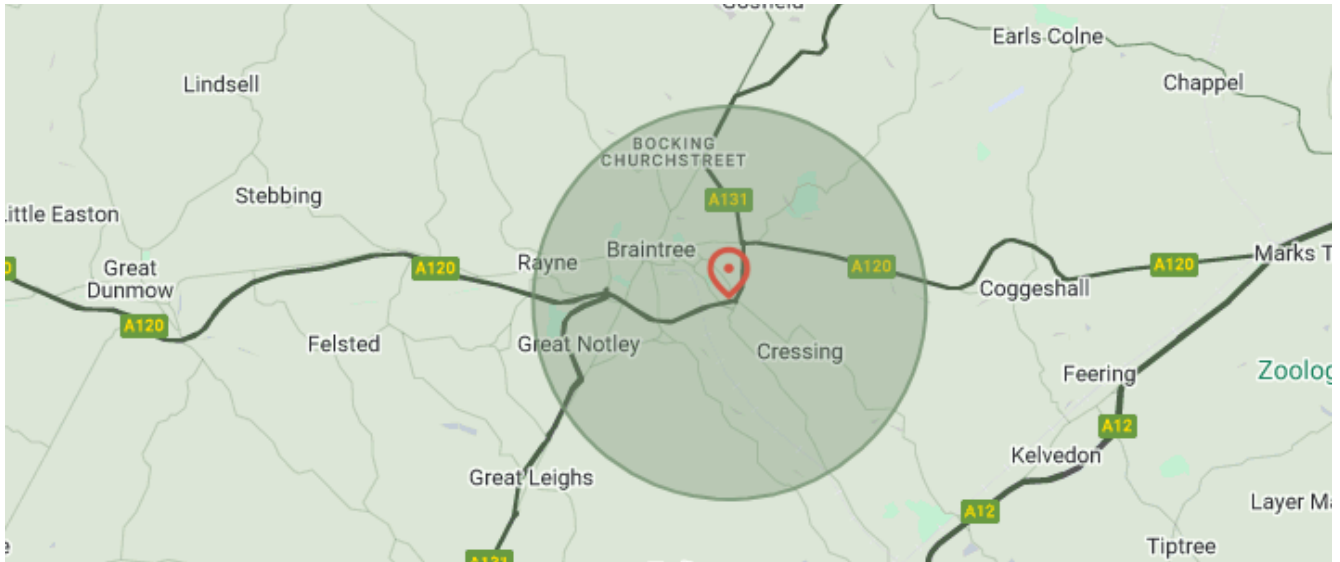
One month's rent.

## VIEWINGS

Strictly by appointment only.

## ENQUIRIES

Howie, Kent & Co




## CONTACT


### Essex

Wicks Manor, Witham Road  
Tolleshunt Major  
Maldon  
Essex CM9 8JU

 **01621 212651**

**Opening Hours**  
Monday - Friday 8.30am - 4.30pm

 [enquiries@howiekentandco.com](mailto:enquiries@howiekentandco.com)

 [howiekentandco.com](http://howiekentandco.com)

### Shropshire

Welbatch Farm  
Hook-a-Gate  
Shrewsbury  
Shropshire SY5 8BA

 **01743 404925**



**HOWIE  
KENT  
& CO**